


# 1" Manifolds

SSE-MAN-100 Series Manifolds (2,3,4,5,6,7,8,9,10,11,12 Loops)




- 304 Stainless Steel
- Max Temp: 190 F°
- Max PSI: 150
- 1" Isolation Ball Valves
- Air Vents & End Caps Included
- Accepts SSE-24VAC-4W actuators
- Potential input - 11 GPM & 110,000 BTU's

ALL ON ONE MANIFOLD

Includes mounting bracket.

Interchangeable ends for pipe size compatibility.  
(Recommended 1/2", 3/4" pipe size)

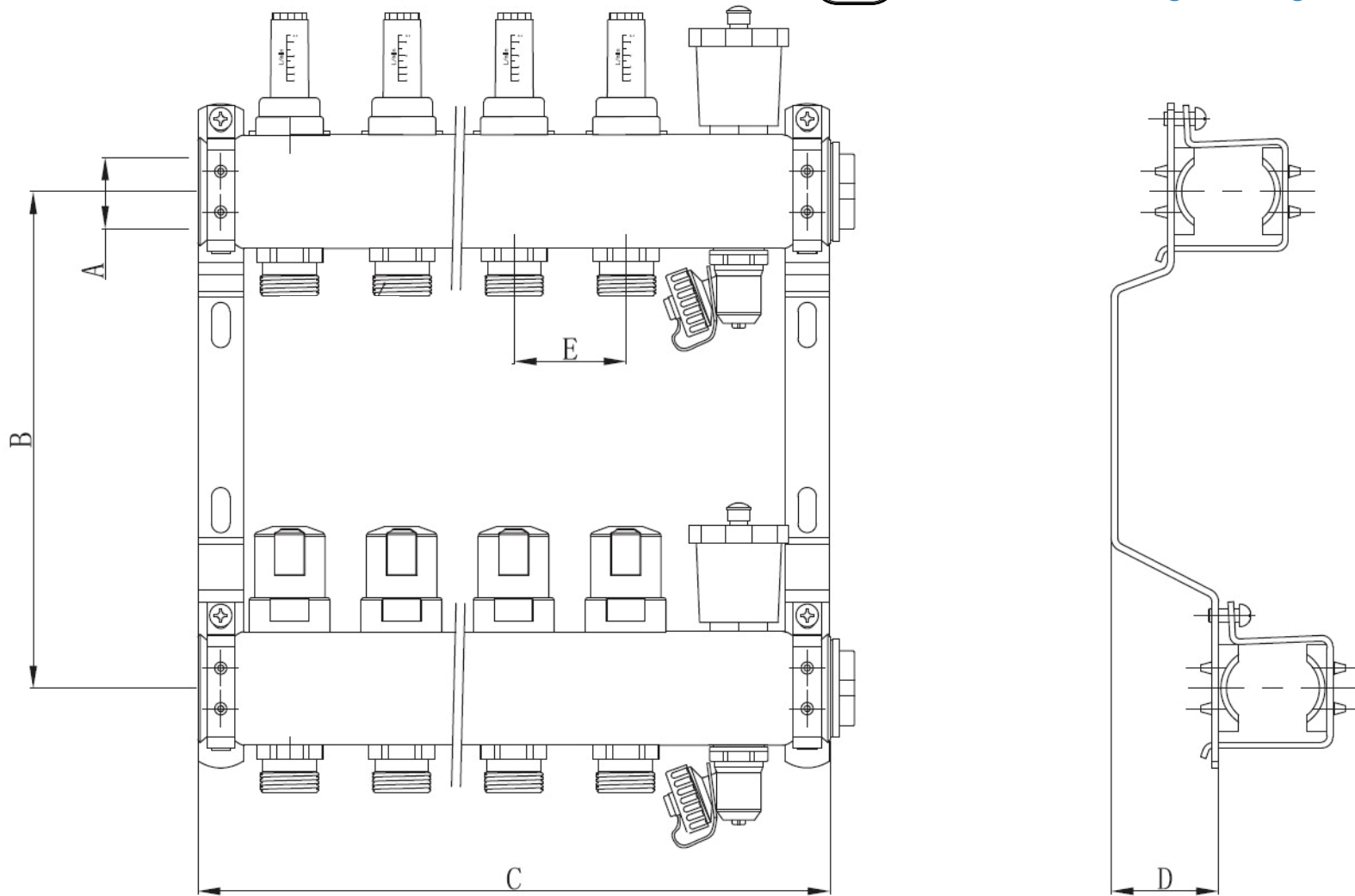
Includes ambidextrous end caps.



The Schuller manifold has an ambidextrous cap, meaning supply/return lines can be fed from either direction. It is recommended for installers to install one line on each end, to insure proper balancing in the manifold.

The oxygen barrier loop pipes are to be installed on the easy to use compression fittings provided with the manifold, and it is recommended installers use 1/2" pipe for floor heating and 3/4" pipe for outdoor areas for optimal heating results.

Brackets are included with the manifold, and holds the pieces together. They can be installed on plywood, concrete, or steel cabinets.



Model Number	Circuit Size	A	B	C	D	E
SSE-MAN-100-2LSS	2 Loop	1"	8-1/2"	7-1/2"	2"	1-1/2"
SSE-MAN-100-3LSS	3 Loop	1"	8-1/2"	9-1/2"	2"	1-1/2"
SSE-MAN-100-4LSS	4 Loop	1"	8-1/2"	11-1/2"	2"	1-1/2"
SSE-MAN-100-5LSS	5 Loop	1"	8-1/2"	13-1/2"	2"	1-1/2"
SSE-MAN-100-6LSS	6 Loop	1"	8-1/2"	15-1/2"	2"	1-1/2"
SSE-MAN-100-7LSS	7 Loop	1"	8-1/2"	17-1/2"	2"	1-1/2"
SSE-MAN-100-8LSS	8 Loop	1"	8-1/2"	19-1/2"	2"	1-1/2"
SSE-MAN-100-9LSS	9 Loop	1"	8-1/2"	21-1/2"	2"	1-1/2"
SSE-MAN-100-10LSS	10 Loop	1"	8-1/2"	23-1/2"	2"	1-1/2"
SSE-MAN-100-11LSS	11 Loop	1"	8-1/2"	25-1/2"	2"	1-1/2"
SSE-MAN-100-12LSS	12 Loop	1"	8-1/2"	27-1/2"	2"	1-1/2"

